

SAPPA

Acoustic Panels _ Technical Data Sheet

SAPPA acoustic panels represent today the most innovative and sustainable solution dedicated to acoustic comfort. Made from hemp, a rapidly renewable natural raw material, and natural lime-based binder (cement-free). For interior use, walls and ceilings, on all surfaces.

Qualities

- ① CO² negative
- ② 100% natural materials
- ③ Easy to recycle
- ④ Heat's accumulating/reflecting
- ⑤ Naturally fire-safe, without fire retardants (Bs1-D0)
- ⑥ Not suitable for outdoor
- ⑦ Indoor air & humidity regulator

Composition

Made from hemp shives -residue from the plant-, organic binder based on lime, pozzolans and adhesives from nature.

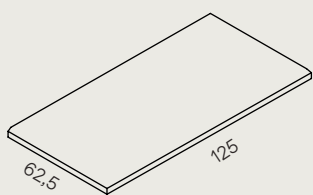
Installation

Sappa panels can be installed on walls and ceilings. In both cases they can be glued or screwed. For the detailed explanation, see the installation guide.

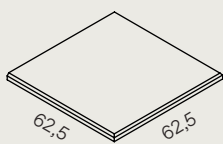
Storage

Must be stored horizontally, in a clean and climate controlled environment free of moisture and they must be moved with care.

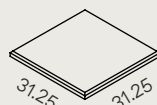
Shapes and Sizes



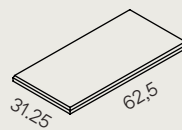
Large Rectangle
(no cuted edges)



Large square



Small square



Rectangle



Large triangle



Small triangle





Dimensions

Form	Dimensions cm	Weight kg	Pieces / m ²	Pieces / m ³	quantity / pallet
Large Rectangle	125 x 62,5	10,6	1,28	42,665	45 Pcs. - 35,1 m2
Large square	62,5 x 62,5	4,8	2,56	83,33	90 Pcs. - 35,1 m2
Small square	31,25 x 31,25	1,2	10,25	333,33	360 Pcs. - 35,1 m2
Rectangle	62,5 x 31,25	2,4	5,13	166,66	180 Pcs. - 35,1 m2
Large triangle	62,5 x 62,5	2,4	5,13	166,66	180 Pcs. - 35,1 m2
Small triangle	31,25 x 31,25	1,2	10,25	333,33	360 Pcs. - 35,1 m2

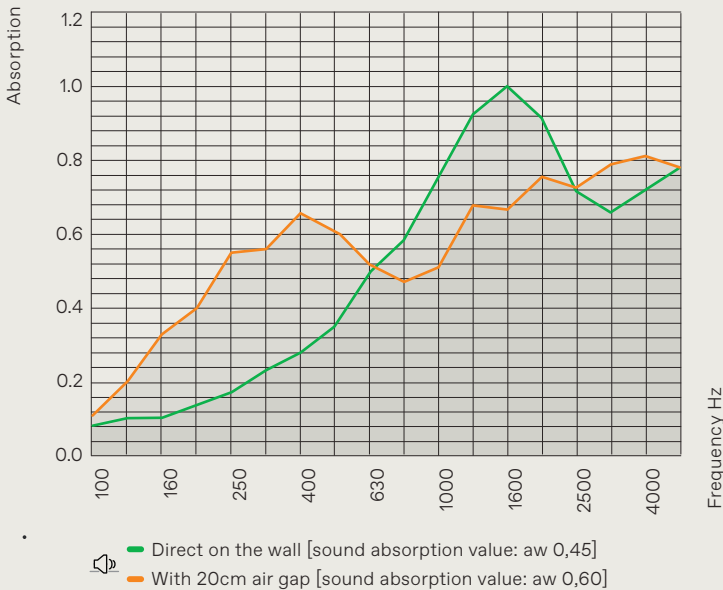
Panel thickness 3 cm

*The weight can change by + - 30% depending on the humidity in the ambience

Colours Scheme

Note: The colour guide is for informational purposes only and may vary from the final product colour.

Acoustic



Technical Values

Sound absorption value directly on the wall (aw)	0,45
Sound absorption value 20 cm distance (aw)	0,60
Fire reaction EN 13501-1	B-s1.D0
Spec. weight / m ² Large Rectangle	13,5 kg
Spec. weight / m ² Other shapes	12,3 kg
Spec. weight / m ³ Large Rectangle	450 kg
Spec. weight / m ³ Other shapes	410 kg
Compressive strength Mpa	0,35
Water absorption coefficient dry	4,3

